

Certification of the Board of Canvassers

We, the undersigned, certify that we are the members of the Board of Canvassers for






Town of Aurora, Waushara County, Wisconsin, U.S.A.

We certify that the attached Statement of Votes Cast and Summary Statement of the Board of Canvassers, canvassed and prepared by us, are correct and true as compiled from the original returns made to the Town of Aurora Clerk.

We further determine and certify that the following persons received the greatest and the next to greatest number of votes for the respective office for which each was a candidate on November 5, 2024.

<u>OFFICE</u>	<u>HIGHEST CANDIDATE</u>	
President/Vice President	Donald J. Trump/JD Vance (R)	(462)
United States Senator	Eric Hovde (R)	(447)
Representative in Congress-District 6	Glenn Grothman (R)	(458)
Representative to the Assembly District 57	Kevin Petersen (R)	(452)
District Attorney	Matthew R. Leusink (R)	(554)
County Clerk	Megan Kapp (R)	(558)
County Treasurer	Jessica Jaeger (R)	(559)
Register of Deeds	Heather Schwersenska (R)	(558)
State Referendum	YES	(508)
Referendum Berlin School District	NO	(349)
Referendum Omro School District QI	n/a	(0)
Referendum Omro School District QII	n/a	(0)

BOARD OF CANVASSERS

1. 
2. 
3. 
4. 
5. 

November 5, 2024

Summary Statement of the Board of Canvassers

Fall General & Presidential Election

Tuesday, November 5, 2024

The total number of votes cast for **President/Vice President** was **649** of which:

Kamala D. Harris/Tim Walz (Democratic)	received	181
Donald J. Trump/JD Vance (Republican)	received	462
Randall Terry/Stephen Borden (Constitution)	received	0
Chase Russell Oliver/Mike ter Maat (Libertarian)	received	0
Jill Stein/Rudolph Ware (Wisconsin Green)	received	2
Claudia De la Cruz/Karina Garcia (Party for Socialism and Liberation)	received	1
Cornel West/Melina Abdullah (Justice for All)	received	0
Robert F. Kennedy, Jr./Nicole Shanahan (We The People)	received	3
Write-in	received	0
Number of Overvotes		0
Number of Undervotes		1

The total number of votes cast for **United States Senator** was **644** of which:

Tammy Baldwin (Democratic)	received	185
Eric Hovde (Republican)	received	447
Phil Anderson (Disrupt the Corruption)	received	8
Thomas Leager (American First)	received	-4
Write-in	received	0
Number of Overvotes		0
Number of Undervotes		6

The total number of votes cast for **Representative in Congress-District 6** was **621** of which:

John Zarbano (Democratic)	received	163
Glenn Grothman (Republican)	received	458
Write-in	received	0
Number of Overvotes		0
Number of Undervotes		29

The total number of votes cast for **Representative to the Assembly-District 57** was **622** of which:

Ruth Caves (Democratic)	received	141
Kevin Petersen (Republican)	received	452
Dyan Testin (Independent)	received	29
Write-in	received	0
Number of Overvotes		0
Number of Undervotes		28

The total number of votes cast for **District Attorney** was **558** of which:

Matthew R. Leusink (Republican)	received	544
Write-in	received	4
Number of Overvotes		0
Number of Undervotes		92

The total number of votes cast for **County Clerk** as **563** of which:

Megan Kapp (Republican)	received	558
Write-in	received	5
Number of Overvotes		0
Number of Undervotes		87

The total number of votes cast for **County Treasurer** was **562** of which:

Jessica Jaeger (Republican)	received	559
Write-in	received	3
Number of Overvotes		0
Number of Undervotes		88

The total number of votes cast for **Register of Deeds** was **563** of which:

Heather Schwersenska (Republican)	received	558
Write-in	received	5
Number of Overvotes		0
Number of Undervotes		87

The total number of votes cast for **State Referendum** was **615** of which:

Yes	received	508
No	received	107
Number of Overvotes		3
Number of Undervotes		32

The total number of votes cast for **State Referendum Berlin School District** was **624** of which:

Yes	received	275
No	received	349
Number of Overvotes		0
Number of Undervotes		26

The total number of votes cast for **State Referendum Omro School District Question I** was **0** of which:

Yes	received	0
No	received	0
Number of Overvotes		0
Number of Undervotes		0

The total number of votes cast for **State Referendum Omro School District Question II** was **0** of which:

Yes	received	0
No	received	0
Number of Overvotes		0
Number of Undervotes		0